

# COMPREHENSIVE CANCER CENTER


## Expansion Construction Facts

Find out what we're made of.




868,122


man hours worked

 = 25,000 hours

1,147



tons of recycled waste diverted from landfills



300 miles of electrical wiring

This is approximately the distance from Winston-Salem, North Carolina to Baltimore, Maryland.



103,232  
square feet of  
exterior sheathing

127,120

square feet of  
acoustical ceiling tiles

1,289,040  
square feet  
of drywall

