

Zix Secure Message Transmission

The Wake Forest Baptist email server *automatically* detects sensitive personal information in outgoing email and secures it using Zix encryption.

Accessing the email requires TWO components:

1. Register here <https://zixmessagecenter.com/s/welcome.jsp?b=zmc>
2. Java settings:
Get the current version of Java from www.java.com
You **may** need to adjust your Java security settings to allow the Zix process.

To adjust Java security settings in Windows 7:

Click Start

Control Panel

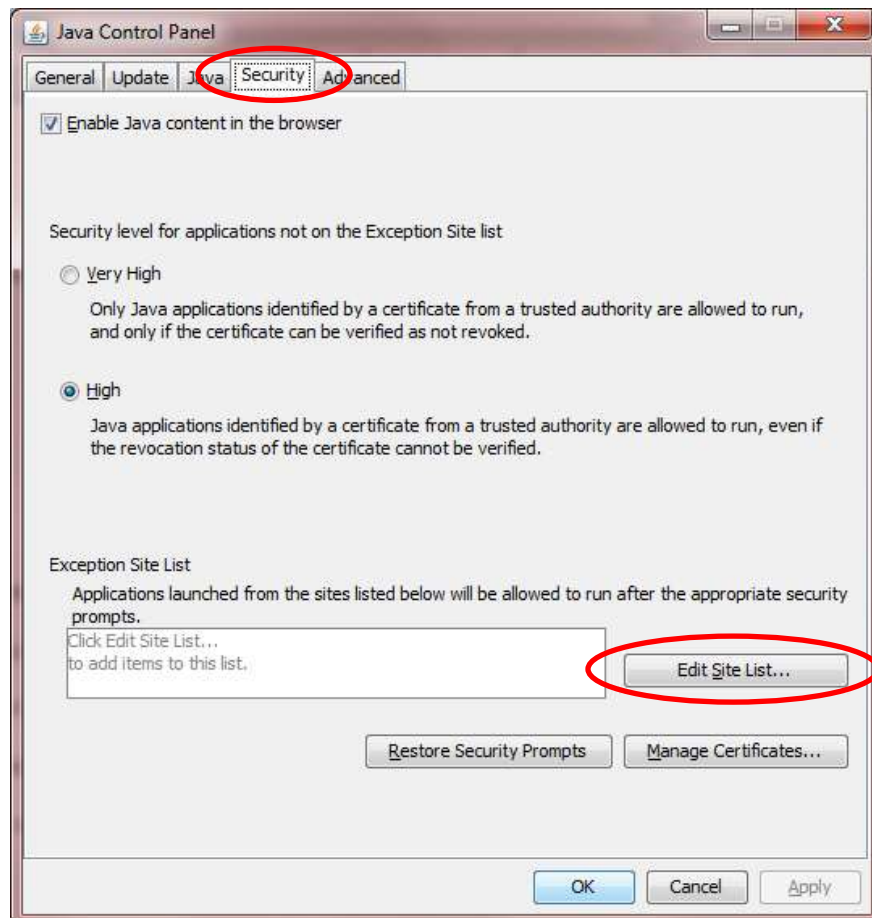
Programs

Java



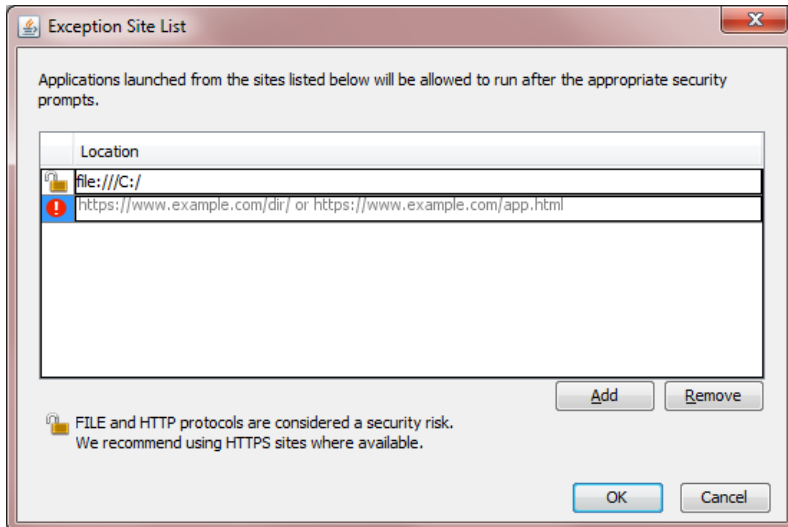
Security Tab

Edit Site List



Edit Site List

On the Exception Site List window, click the "Add" button



enter these two values:

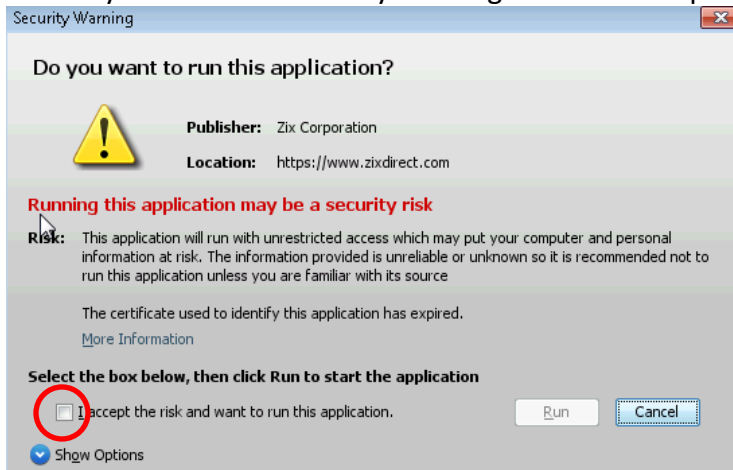
file:///C:/

https://www.zixdirect.com

You will likely get a security warning. Click OK to close the Exception Site List. Then, click OK again to close the Java Control Panel

IMPORTANT: Close all your browser windows and re-open to implement the change.

Then go back to the email you received, and open the attachment titled SecureMessage.html. You may see another security warning – click to accept



The first time you do this, you'll also need to activate your password. You'll receive an email from WFUBMC Encrypted Email with a link and directions.

If you need further assistance, please call the WFBMC Service Desk at 336-716-4357.